

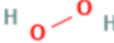


## DSC Testing Report for 34.9%Hydrogen peroxide

Report #:	ECUST-RCSC-20240924-O03		
Institute:	Reactive Chemical Safety Center at East China University of Science and Technology, Shanghai, China. RCSC@ECUST ( <a href="https://rcsc.ecust.edu.cn/">https://rcsc.ecust.edu.cn/</a> )		
Analyst:	Yingzhen Meng	Test time:	2024-09-24
Reporter:	Yingzhen Meng	Report time:	2024-10-23
Reviewer:	Min Sheng	Review time:	2024-12-20
Limits of Applicability:	The testing data generated by the RCSC@ECUST is based on specific samples from a certain supplier. During the testing process, we have made every effort to ensure the reliability of the data, but we still cannot exclude data quality issues caused by supplier differences, sample impurities, deterioration of long-term storage, testing method error, and human error. Therefore, we suggest only using RCSC testing data as a reference, and we do not assume any responsibility for any losses caused by using this data.		
Data Copyright:	Prohibit the sharing of this report on websites outside the Reactive Chemical Safety Center at East China University of Science and Technology. If you have any questions, please contact RCSC@ECUST ( <a href="https://rcsc.ecust.edu.cn/">https://rcsc.ecust.edu.cn/</a> ).		

Chemical Names	34.9%Hydrogen peroxide
Synonyms	34.9%oxydol
Molecular Formula	H2O2
Hill Notation Formula	H2O2
CAS #	7722-84-1
Test	DSC_N2
Notes	Glass capillary, 0~400 °C, 10°C/min, Nitrogen headspace

Detail information of the tested sample:

Project	Development of Reactive Chemical Database for RCSC@ECUST
Sample Description	Prepared a 34.9% Hydrogen peroxide in lab
Composition	34.9%
Chemical Structure	
Supplier	General Reagent
Storage Information	
Sample Status	clear colorless liquid
Other notes	

Testing Result:

1 <sup>st</sup> test					
Instrument: TA DSC 2500		DSC crucible: Glass Capillary		Headspace gas: N2	
Tested sample mass: 0.869 mg		Total pre-test mass: 27.119 mg		Total post-test mass: 27.116 mg	
Start Temperature: 0°C		Scan rate: 10°C/min (Twice)		End Temperature: 400°C	
#	Endo/Exo Peak	Onset T (°C)	Peak T (°C)	End T (°C)	Total Heat (J/g)
1	Exotherm	42	100	121	-1095.2 <sup>1</sup>

Notes: <sup>1</sup>, TNT equivalent 0.26

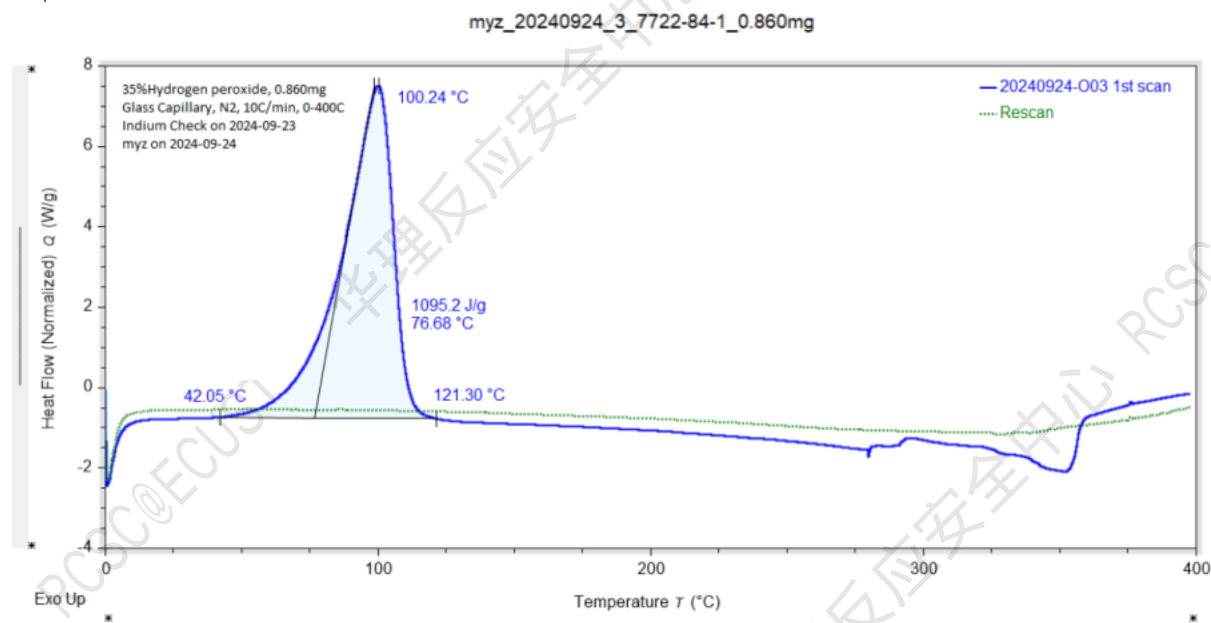


Figure 1. DSC Curve with Auto scale, the solid line represents the first scan (with integration); The dashed line represents the second scan





Figure 2. Tested Sample Pictures (original package, tested sample before test and after test)